

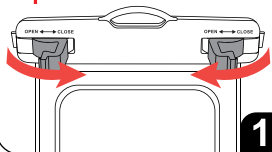
hello\*  
World



*Hearcool*

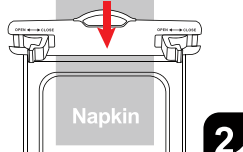
## WATERPROOF TEST

### Open Lock



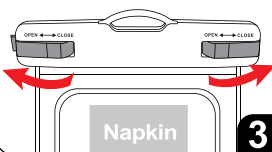
Turn On the two swivel switches.

### Insert

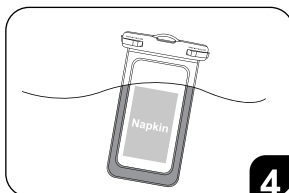


Insert the napkin.

### Close Lock



Turn Off the switches.



Submerging the pouch under -water for a 30 minutes test.

NOTE: 1.Napkin is not included.  
2.Always test before use.

## MAINTAINANCE

**Please** clean up the water stain, and air-dry the pouch after second use.

**Do Not** expose under the sun.

## BEST TIPS

- \* When Cell phones touchscreen suffering in hydraulic pressure underwater, please take photos with the volume buttons.
- \* Touch ID can not function underwater. Wake up cellphone with the power button or use the "Raise to Wake" function:

Setting -> Display & Brightness ->  
Raise to wake ->ON.

Made in China

***Heardool***